

# Cable Locator

## Transmitter

- The 5500 CB transmitter is a great tool for locating and identifying cables and individual conductors.
- Designed for locating unenergized cables and powered cables.
- Voltage measurement for cables :  
ACV 12V~300V  
DCV 12V~300V
- Signal Transmission
  - Transmission Power Level Selection (includes 1, 2, 3)
  - Transmission Signal Code Selection (includes F, E, H, d, L, C, O, A)
- Flashlight & Back Light function.
- The Silent Mode (Disable Button Beep).
- The Level Bar Display on the LCD Screen (the transmission power level indication).
- The Action Wave Display on the LCD Screen (when the signal is transmitted).
- Auto power off function.

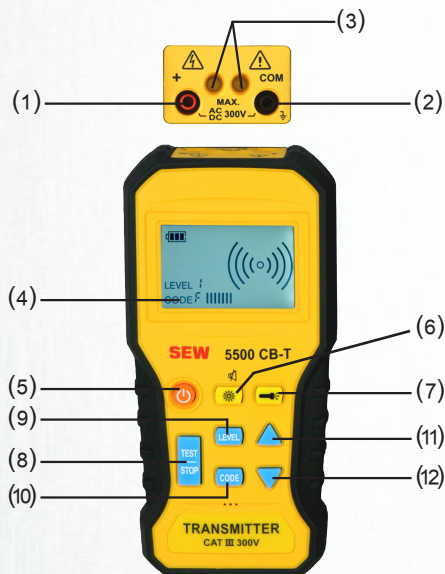


## Receiver

- The 5500 CB receiver is designed to identify and trace wires or cables.
- Designed for locating unenergized cables and powered cables.
- Signal Detection (includes Level, Code, Value)
  - Automatic Mode
  - Manual Mode (There are 9 levels to select)
- UAC Mode (AC Power Line Detection).
- Flashlight & Back Light function.
- The Silent Mode (Disable Button Beep & Frequency Tone).
- The Danger Symbol is to indicate the AC voltage on the Line.
- The Level Bar Display on the LCD Screen for the signal value & the UAC power value.
- Auto power off function.

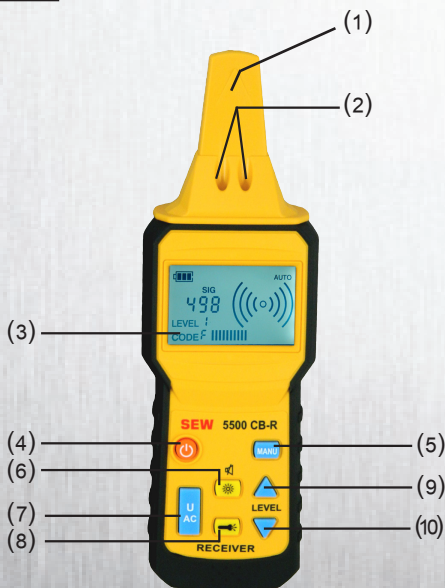
## INSTRUMENT LAYOUT

### Transmitter



- |                               |                       |
|-------------------------------|-----------------------|
| (1) "+" Terminal              | (7) Flashlight Button |
| (2) "COM" Terminal            | (8) TEST/STOP Button  |
| (3) Flashlight                | (9) LEVEL Button      |
| (4) LCD                       | (10) CODE Button      |
| (5) ON/OFF Button             | (11) ▲ Button         |
| (6) Backlight and Mute Button | (12) ▼ Button         |

### Receiver



- |                            |                               |
|----------------------------|-------------------------------|
| (1) Sensor of the Receiver | (6) Backlight and Mute Button |
| (2) Flashlight             | (7) UAC Button                |
| (3) LCD                    | (8) Flashlight Button         |
| (4) ON/OFF Button          | (9) ▲ Button                  |
| (5) MANU Button            | (10) ▼ Button                 |


## SPECIFICATIONS

### Transmitter

Output signal frequency	125kHz
Voltage measurement range	12~300V AC 12~300V DC
Display	LCD shows function and bargraph
Power source	1.5V (AAA) battery × 6
Fuse	690V/0.5A (6.3× 32mm)
Operating temperature & humidity	0°C~40°C 80% R.H. Max.
Storage temperature & humidity	-10°C~50°C 80% R.H. Max.
Dimensions	247(L)×78(W)×45(D)mm
Weight (battery included)	Approx. 389g

### Receiver

Detection depth	< 50cm
Display	LCD shows function and bargraph
Power source	1.5V (AAA) battery × 6
Operating temperature & humidity	0°C~40°C 80% R.H. Max.
Storage temperature & humidity	0°C~40°C 80% R.H. Max.
Dimensions	188(L)×90(W)×47(D)mm
Weight (battery included)	Approx. 324g

- Safety Standard :  
EN 61010-1 CAT III 300V  
EN 61326-1
- Low battery indication:  
"  " symbol appears and flashes on the LCD
- Accessories :  
Instruction manual  
Test leads (TEL-AL11-7A,  
TEL-5500 EU, TEL-5500 LAH)  
Alligator clip (AL-25C)  
Spike  
Batteries  
Carry case

