

DIGITAL HIGH VOLTAGE INSULATION TESTER



- Test Insulation Resistance up to 2 TΩ (2000GΩ).
- Short-circuit current up to 5mA
- Microprocessor controlled.
- 30 insulation test voltages :

500V,	1kV,	1.5kV,	2kV,	2.5kV,	3kV,
3.5kV,	4kV,	4.5kV,	5kV,	5.5kV,	6kV,
6.5kV,	7kV,	7.5kV,	8kV,	8.5kV,	9kV,
9.5kV,	10kV,	10.5kV,	11kV,	11.5kV,	12kV,
12.5kV,	13kV,	13.5kV,	14kV,	14.5kV,	15kV

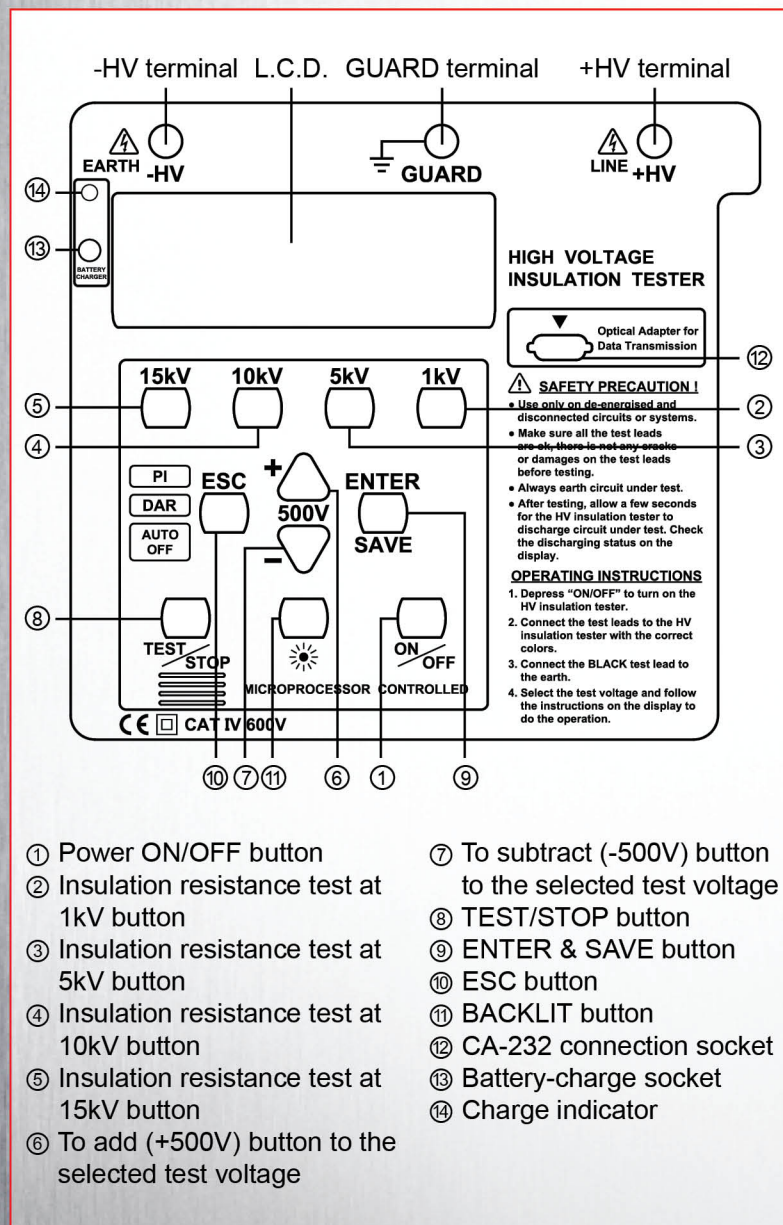
- AC/DC Voltmeter.
- PI (Polarization Index) indication.
- DAR (Dielectric Absorption ratio) indication.
- Auto-ranging on all insulation ranges.
- Backlight function.
- Bargraph indicates test voltage, rise and decay can be observed.
- Menu driven.
- Visual and audible warning if external voltage is present. ($\geq 30V_{ac}$ or $\geq 30V_{dc}$)
- Auto-hold function to freeze the reading.
- Overload protection.
- Adjustment for testing time (duration) : 1~30 minutes.
- Auto-off.
- Calendar.
- Optical USB to RS-232 data transmission.
- 200 measurement results can be saved in the memory and recalled on the display.
- Safety standard: EN 61010-1 CAT IV 600V
EN 61010-2-030
EN 61326-1

- Insulation test voltage up to 15kV.
- Test Insulation Resistance up to 2 TΩ (2000GΩ).
- Short circuit current up to 5mA.

APPLICATIONS

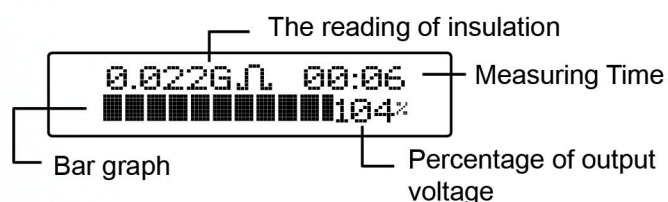
For testing the insulation resistance of cables, motors, generators. Transformers, insulators, high-pressure switches, wiring installations, etc.

Instrument Layout



Display

2 Lines x 16 characters, large intelligent LCD module.



SPECIAL FUNCTIONS

Voltmeter

When testing insulation resistance while there is a presence of voltage (whether ACV or DCV) on the measured object, conventional insulation testers are highly susceptible to damage. With this new line of insulation testers, it has the ability to switch to voltage detection mode without damaging the instrument once it detects the presence of voltage. It will also display the voltage finding on the LCD screen. With this new and unique function, it will allow the user to safely rule out the possibility of any presence of voltage on the measured object prior to measuring its insulation.

DAR = Dielectric Absorption Ratio

The dielectric Absorption Ratio is the ratio of the Insulation Resistance measured at 1 Min divided per the Insulation Resistance measured at 30 Seconds. 30 Seconds after starting a test, the tester will beep, indicating the operator that the resistance value measured at 30 seconds now has been saved internally. 1 Minute after starting a test, the tester will beep again, indicating the user that the DAR result is now computed, and change the display format to now display the DAR result.

PI = Polarization Index

The Polarization Index or PI is the ratio of the Insulation Resistance measured at 10 Minutes divided per the Insulation Resistance measured at 1 Minute. 10 Minutes after starting a test, the tester will beep again, indicating the user that the PI result is now computed, and change the display format to now display the PI result.

$$PI : \frac{10\text{-min insulation resistance}}{1\text{-min insulation resistance}}$$


Lower insulation resistance tested takes longer test time, which would deteriorate the specimen. Thus, higher DAR or PI (as close to 1) would create better insulation grade of specimen.

SPECIFICATIONS

Test Voltage	From 500Vdc to 15kVdc Adjustable in 500V steps
Preset buttons	1kV, 5kV, 10kV, 15kV
Measuring ranges	70GΩ/0.5kV 70GΩ at 0.5kV~2TΩ at 15kV
Accuracy	±(5%rdg+5dgt)
Resolution	2GΩ : 0.001GΩ 20GΩ : 0.01GΩ 200GΩ : 0.1GΩ 2TΩ : 1GΩ
Short circuit current	up to 5mA
PI (Polarization Index)	√
DAR (Dielectric Absorption Ratio)	√
Voltmeter	ACV : 0~600V DCV : 0~600V Accuracy : ±(2.0%rdg+3dgt) Resolution : 1V
Power source	Rechargeable battery
AC Adapter	Input : 100-240V~, 0.4A ,50-60Hz Output : 24V \square 0.62A
Dimensions	430(L) x 324(W) x 127(D)mm
Weight	Approx : 5kg
Accessories	Instruction manual Test leads (AL-58,AL-30AG, AL-30HB,AL-23CA) Data transmission cable CA-232 Compact disk (CD) for PC interface Alligator clip (AL-23CA) Charger (CHA-7010) Test report

Data Communication Function

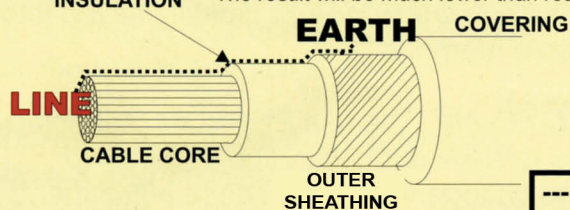
- Downloading saved data to a PC
- Transferring and showing real-time data to a PC
- 200 measurement results can be saved in the memory and recalled on the display.



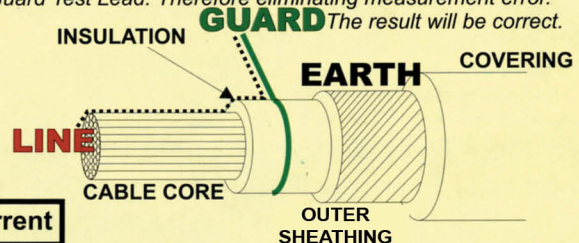
Measure the insulation of cable




Without Guard Connection, Error Surface Leakage Current Circulate between Line and Earth Test Probes, creating a measurement error. The result will be much lower than real.



With Guard Connected, Surface Leakage Current is eliminated by the Guard Test Lead. Therefore eliminating measurement error. The result will be correct.



Accessories



A complete set of accessories : H.V test leads (AL-30AG AL-30AB), Alligator clip (AL-23CA). H.V Line probe with (AL-58), Data transmission cable (CA-232), Charger (CHA-7010), Compact disk (CD), Instruction manual, Test report.